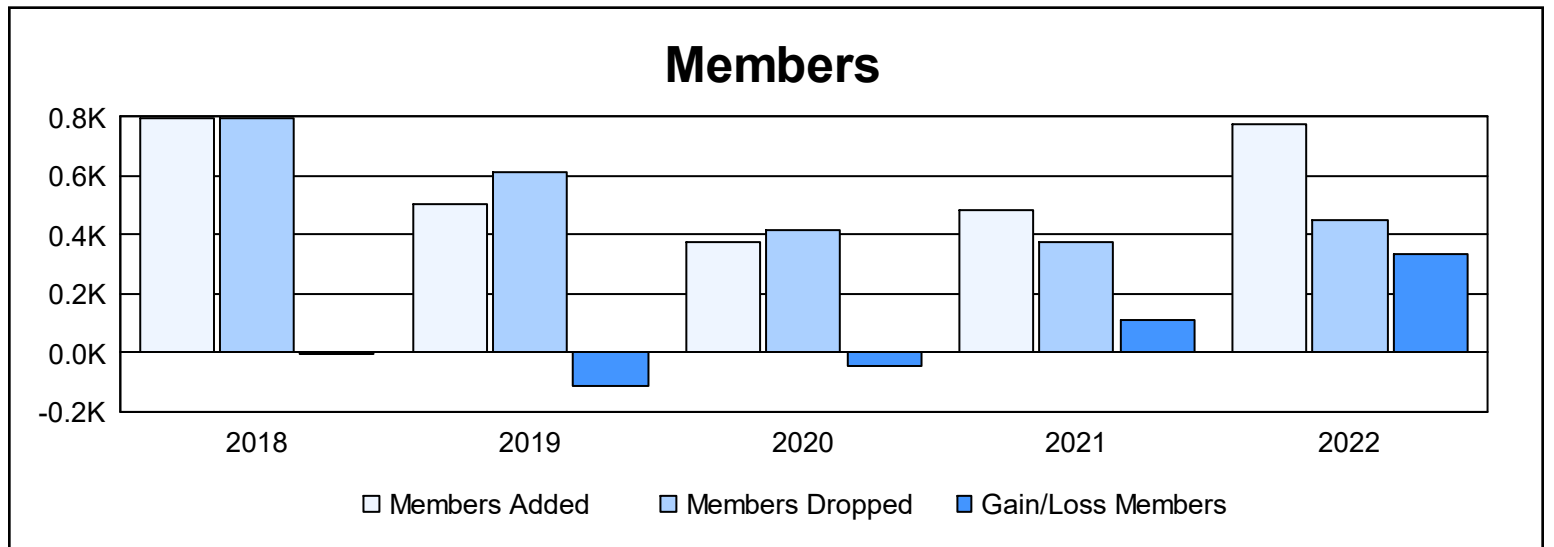
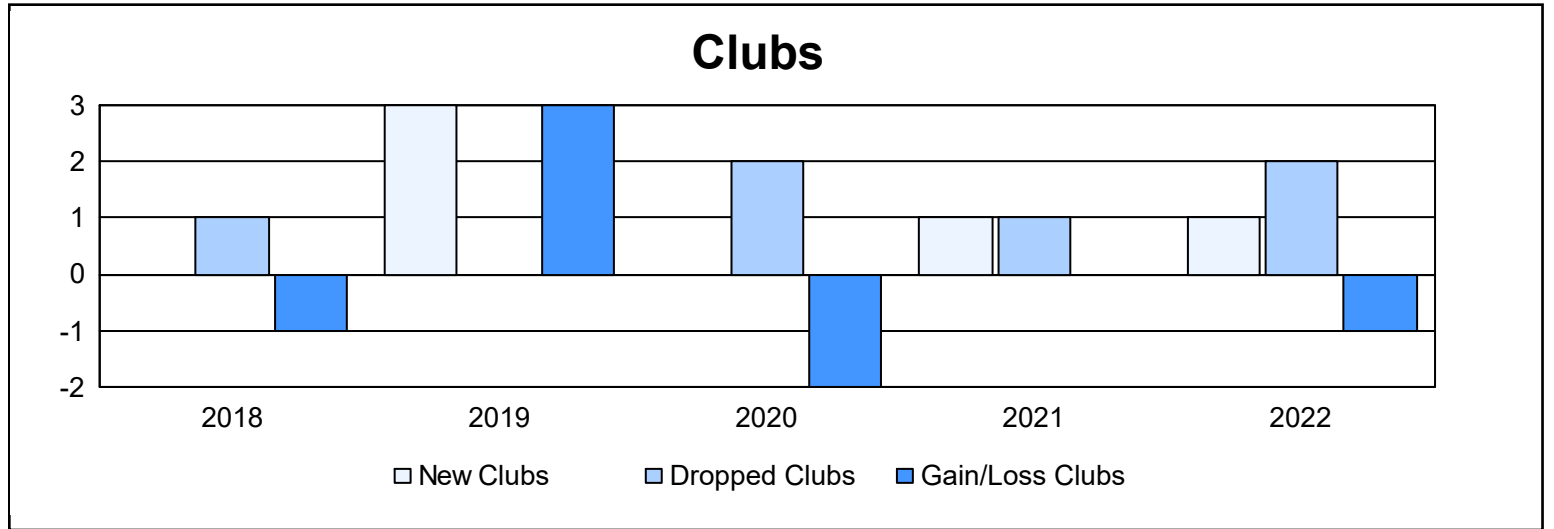
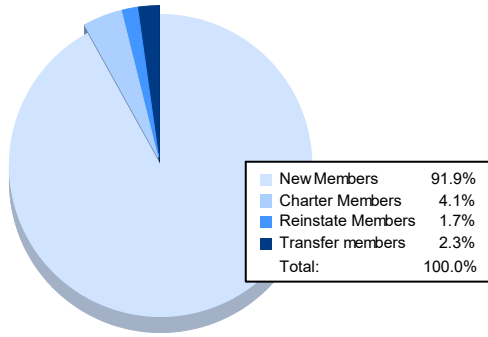


Year	New Clubs	Dropped Clubs	Gain/ Loss Clubs	New Members	Charter Members	Reinstate Members	Transfer Members	Total Member Added	Total Members Dropped	Gain/ Loss Members
2017-2018	0	1	-1	705	9	54	26	794	796	-2
2018-2019	3	0	3	342	102	37	22	503	614	-111
2019-2020	0	2	-2	339	4	14	16	373	416	-43
2020-2021	1	1	0	408	34	19	22	483	373	110
2021-2022	1	2	-1	716	32	13	18	779	447	332
<b>Average</b>	<b>1</b>	<b>1</b>	<b>0</b>	<b>502</b>	<b>36</b>	<b>27</b>	<b>21</b>	<b>586</b>	<b>529</b>	<b>57</b>



### Membership Composition June 2022 Cumulative



### Gender Composition June 2022 Cumulative

